

Mini Skip (2.5 CYD) 6ft x 4ft x 3ft

For house clearance, small scale construction works, etc.



Midi Skip (4.0 CYD) 7ft x 4ft x 3ft

For house clearance, small scale construction works, etc.



Standard Bin (6.0 CYD) 12ft x 5.5ft x 3ft

For small shops, pubs & restaurants, etc.



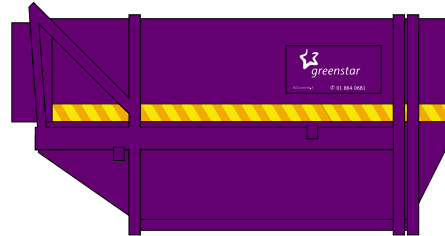
Recycler Skip (14.0 CYD) 12ft x 5.5ft x 6ft

Ideally used for wood or steel separate collection (open or closed)



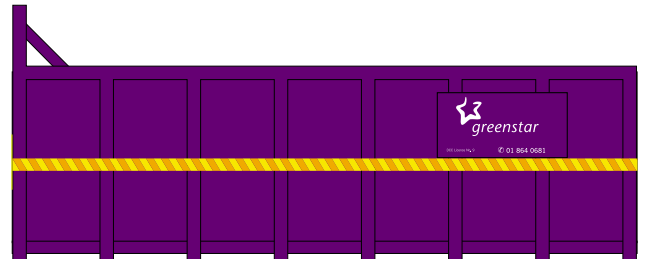
Commercial Compactor Skip (6-12 CYD) 20ft x 8ft x 4ft

Commonly used by builders for construction demolition waste



Open RO RO (20.0 CYD) 20ft x 8ft x 4ft

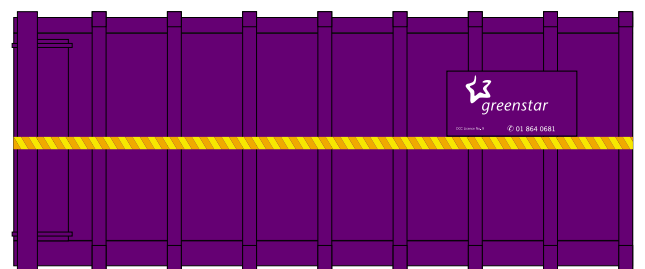
Commonly used by builders for construction demolition waste



Compactor (40.0 CYD) 20ft x 8ft x 8ft

Needs static compactor on-site (supplied).

Ideal for large shopping centres, hospitals & factories



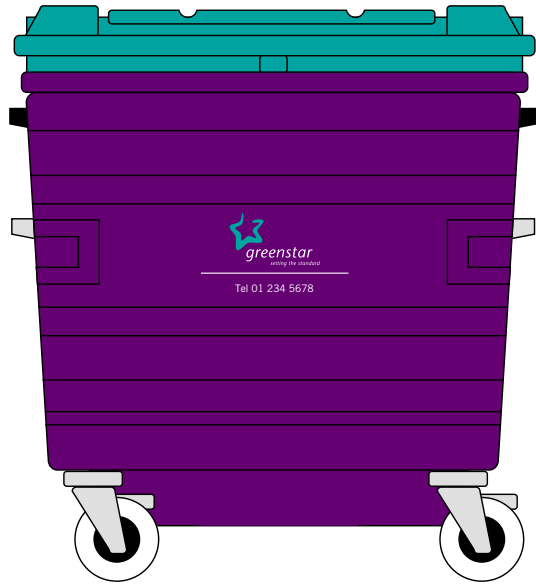
Wheelie Bin (1100 ltr)

Used by small shops, pubs & restaurants (lockable option)



Wheelie Bin (660 ltr)

Used by small shops, pubs & restaurants with access restrictions



Wheelie Bin (240 / 120 ltr)

Standard wheelie bin used by household



Wheelie Bin (240 ltr)

Internal office recycling, etc.

